

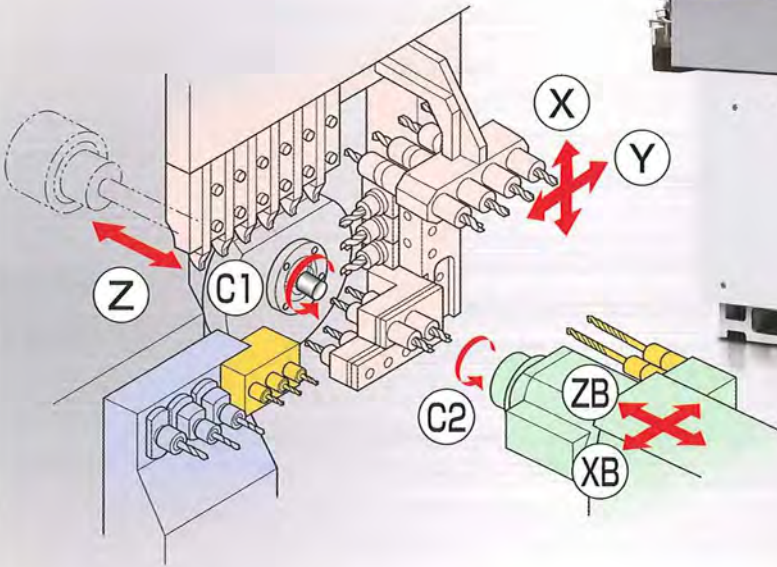
NEW model

star

CNC SWISS TYPE AUTOMATIC LATHE Type C
CNC AUTOMATIC LATHE [Non-Guide-Bush Type] Type N

SR-20J

Type J Never Stops Advancing.



ECO

STAR Environmental Standards Conformity models

Model SR Newly Developed with Upgraded Functions and More Versatile Machining Performance

Evolutionally advanced SR-20J with optimum cost performance to respond to the machining needs of the times

Newly developed SR-20J with an optional 3-spindle back drill unit and back working cross drill unit to increase the flexibility of operations to be carried out in the sub spindle.

- A maximum of 6 tools can be added to the rear side thanks to a 3-spindle back drill unit (+) to be attached to the 4-spindle back working unit.
- A back working cross drill unit (+) can be added optionally for cross machining on the rear side.
- A combination of the tool post (Fig.1) equipped with a slant-type sliding guideway and the rear headstock with a Z/B axis sliding guideway achieves overwhelmingly high rigidity.
- Type N, with no guide bush for minimizing the remaining material length to 70mm, is included in the product line.
(The minimum remaining material length is 35mm when the used bar feeder discharges remaining materials in the forward direction.)
- Points that are more advanced than the conventional type.

Rigid tool post with "Slanted dovetail slideway structure"
The tool post with Star's original "Slanted dovetail slideway structure" improves the lifespan of cutting tools and maintains dimensional accuracy during continuous machining for long-periods.

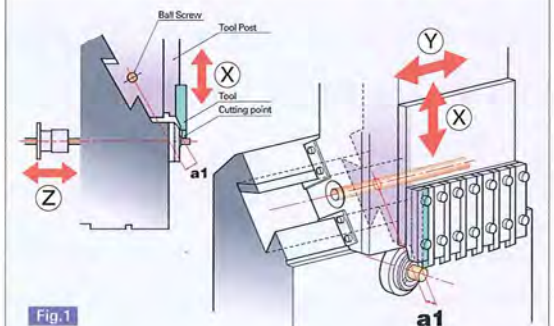


Fig.1

The Y-axis slideway of the tool post incorporates a slanted dovetail structure. The X and Y-axis slideways can be arranged in a pattern close to the cutting point, which improves machine rigidity. In addition, a straight line, passing through the ball screw center which is parallel to the Y-axis slideway and the cutting point are close to each other (a1), reducing the moment load caused by cutting resistance and thereby improving rigidity.

* This unit is not usable together with 2-spindle deep-hole drill attachments.

Standard Machine Specifications

OP : Option

Item	SR-20J type C	SR-20J type N
Max. machining diameter	φ20mm(25/32in)	
Max. headstock stroke	205mm(8in)	Bar diameter×2.5 172mm(6-25/32in) (Max.55mm)(Max.2-11/64in)
Tool	Number of tools	6 tools
	Tool shank	□12mm×100~135mm, □12.7mm×100~135mm
4-Spindle sleeve holder	Number of tools	Front 4 tools : OP Rear 2 tools(Max.4 tools) : OP
	Max. drilling capability	φ10mm(25/64in)
	Max. tapping capability	M8×P1.25
Power driven att.	Number of tools	3~10 tools : including OP
	Max. drilling capability	φ8mm(5/16in)
	Max. tapping capability	M6×P1.0
	Max. milling capability	φ10mm(25/64in)
Max. slotting capability	1.5mm(W)×4mm(D)	
Rapid feed rate	35m/min(X,Y,Z,XB,ZB), 198,000°/min(C)	
Main spindle indexing angle	C-axis control	
Main spindle speed	Max.10,000min ⁻¹	
Main spindle motor	2.2kw(continuous)/3.7kw(15min./60%ED)	
2-spindle front sleeve holder	Number of tools(sleeve)	2 tools
	Max. drilling capability	φ8mm(5/16in)
	Max. depth of hole	100mm(3-15/16in)
Power-driven att. spindle speed	Max.8,000min ⁻¹	
Power-driven att. drive motor	1.2kw	
Coolant tank capacity	170ℓ	
Dimensions (W×D×H)	2,250×1,200×1,700mm	
Weight	2,200kg	
Power consumption	5.2KVA	
A-weighted sound pressure <small>note-1</small>	Max. 69dB (A)	

Standard Machine Specifications

OP : Option

Item	Specifications	
Max. chucking diameter	φ20mm(25/32in)	
Max. length for front ejection	80mm(3-5/32in)	
Max. parts projection length	30mm(1-3/16in)	
Number of tools	4~6 tools : including OP	
Back 4-Spindle unit capability	Max. drilling Stationary tool	φ8mm(5/16in)
	Power driven tool	φ5mm(3/16in)
unit capability	Max. tapping Stationary tool	M8×P1.25
	Power driven tool	M4×P0.7
Sub spindle indexing angle	C-axis control/15° : OP	
Sub spindle speed	Max.8,000min ⁻¹	
Sub spindle motor	1.5kw(continuous)/2.2kw(15min./50%ED)	

Note)

The machining capacities apply to SUS303 material. The machining capacities may differ from listed values depending on the machining conditions, such as the material to be machined or the tools to be used.

note-1 : ● Measures conforming to EN standard.

● A-weighted sound pressure is a general assessment standard characteristic that corrected the sound level to human acoustic sense.

※Design features, specifications and technical execution are subject to change without prior notice.

※This product is an export control item subject to the foreign exchange and foreign trade laws. Thus, before exporting this product, or taking it overseas, contact your STAR MICRONICS dealer.

Standard Accessories and Functions

- CNC unit FANUC 31i-B
- Operation panel 10.4-inch color LCD display
- Collet (Main/Sub)
- Revolving guide bush unit ※
- 6-station tool holder
- C-axis control unit (Main/Sub)
- Spindle clamp unit (Main/Sub)
- Drive system for power-driven attachment (including the 3-spindle cross-milling unit)
- 4-Spindle sleeve holder
- 2-Spindle front sleeve holder
- Back 4-Spindle unit
- Drive unit for power-driven attachment B
- Automatic centralized lubrication unit
- Door interlock system
- Coolant level detector (lower limit)
- Broken cutoff tool detector
- Parts ejection detector
- Leakage breaker
- Pneumatic unit
- Air purge for revolving guide bush ※
- Main spindle air purge unit ※※
- Sub spindle air blow unit
- Sub spindle air purge unit
- Work light
- Parts conveyor

Optional Accessories and Functions

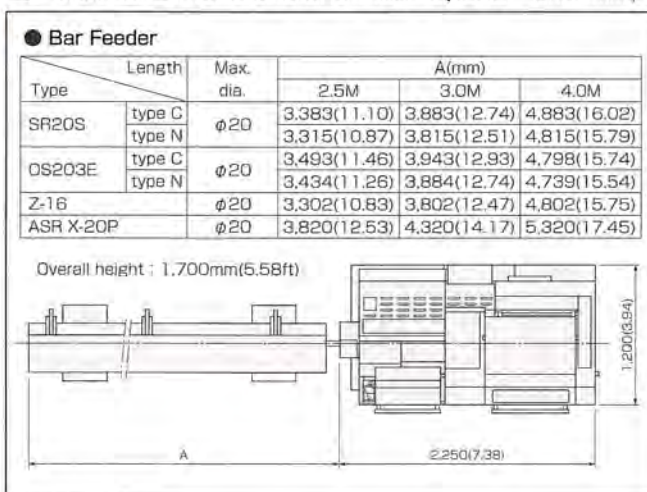
- Spindle 15° indexing unit
- Stopper ※※
- Parts ejector (Air cylinder type)
- Parts separator unit A
- Parts ejector with guide tube ※
- Parts stopper unit ※
- Coolant unit 1.5MPa
- Coolant unit 6.9MPa
- Coolant pipings
- Main spindle inner tube **
- Coolant flow detector
- Broken drill detector
- Beacon
- 3-spindle back working drill unit
- Back working cross drill unit
- Automatic bar feeder interface
- Water removal unit
- Compliant with the RS-232C interface

※ type C only ※※ type N only

Units with ** mark differ to type C and type N

External Dimensions and Floor Space

unit : mm(ft)



STAR MICRONICS CO., LTD.

Machine Tools Division

1500-34 Kitanoya, Misawa, Kikugawa, Shizuoka, 439-0023 Japan

America, Europe Sales TEL:+81-537-36-5594 FAX:+81-537-36-5607

Asia Sales TEL:+81-537-36-5574 FAX:+81-537-36-5607

Star CNC Machine Tool Corporation
123 Powerhouse Road, Roslyn Heights, NY 11577, U.S.A.
TEL:+1-516-484-0500 FAX:+1-516-484-5820

Star Micronics GB Limited
Chapel Street, Melbourne, Derbyshire DE73 8JF, U.K.
TEL:+44-1332-86-44-55 FAX:+44-1332-86-40-05

Star Micronics GmbH
Robert-Grob-Str. 1, D-75305 Neuenbürg, Germany
TEL:+49-7082-7920-0 FAX:+49-7082-7920-20

Star Micronics AG
Lauetstrasse 3, CH-8112 Otelfingen, Switzerland
TEL:+41-43-4111-60-60 FAX:+41-43-4111-60-66

Star Machine Tool France SAS
55 Avenue du Mont Blanc, F-74950 Scionzier, France
TEL:+33-450-96-05-97 FAX:+33-450-96-91-54

Shanghai Xingang Machinery Co., Ltd.
229 Fute Road (N) Waigaoqiao F. T. Z. Shanghai 200131, P.R. China
TEL:+86-21-5868-2100 FAX:+86-21-5868-2101

Star Micronics (Thailand) Co., Ltd.
26/59 1st&2nd Floor, M7 Soi Kingkaew 62/2 Kingkaew Road, T. Rachathavea A Bangkok Samutprakarn 10540
TEL:+66-(0)2-175-1923-25 FAX:+66-(0)2-175-1925



<http://www.star-m.jp/eng/>